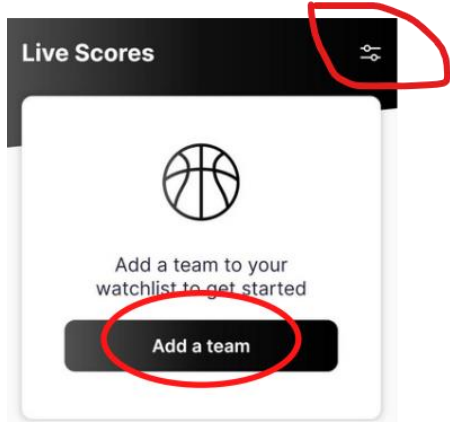

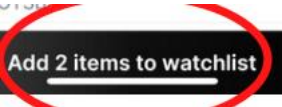




# Basketball Connect App – Adding a team

Steps in relation to adding your team to the Basketball Connect App	
<b>Notes:</b>	<p>Please download the Basketball Connect App to your mobile device.</p> <p>Apple:  <a href="https://apps.apple.com/au/app/basketballconnect/id1546570930">https://apps.apple.com/au/app/basketballconnect/id1546570930</a></p> <p>Google Play  <a href="https://play.google.com/store/apps/details?id=com.wsa.basketball&amp;showAllReviews=true">https://play.google.com/store/apps/details?id=com.wsa.basketball&amp;showAllReviews=true</a></p>
<b>Step 1:</b>	Login to Basketball Connect App
<b>Step 2:</b>	<p>a. Click Add a team; or</p> <p>b. if you have other teams already selected, the filter icon</p> 
<b>Step 3:</b>	<p>a. Type into the search field to find and select the club - Northside Girls Basketball League</p> <p>b. Click in Add a Team, then Type into the search field to find and select the club - Northside Girls Basketball League</p>
<b>Step 4:</b>	<p>Search your team name and select the team/s you wish to follow.</p> 
<b>Step 5:</b>	<p>Select Add <i>n</i> items to watchlist</p> 
<b>Step 6:</b>	<p>Click Done</p> 